

BENCHMARK COLLECTION ORDERING GUIDE

Multiple Panels | Mullions | Lazy Susans | Crown Moldings
Base Molding/Accessories | Valances | Wine Racks | Flutes | Drilling



GUIDE TO PRODUCTS

At JB Cutting, we make it easy for you and your customers to get exactly what's wanted. This guide offers assistance in ordering multiple panels, glass doors (mullions), lazy susan doors, crown moldings and accessories.

JB Cutting can tailor custom products to meet your exact specifications. We are continuously striving to bring new and innovative products and processes to our customers. We welcome your requests for quotations and offer project/volume discounts.

Due to the ever-changing nature of our industry, the current stock colors are available online at our website: www.jbcutting.com. Don't see the exact color you need? Our relationships with multiple vendors allow us to bring in other colors. Custom colors and products may incur additional expenses and lengthen lead times.

Should you require additional information or have any questions, please contact us at 586.468.4765 or email doororders@jbcutting.com.

HOW TO CARE FOR THERMOFOIL PRODUCTS


As with any material, smoke, oils, grease and sunlight will wear and discolor thermofoil. Fortunately, keeping thermofoil parts clean and looking new is very easily done.

Everyday spills and splatters can be cleaned with warm water and mild soap. If desired, a non-waxing spray polish will revitalize the dirty and aging parts. Harsh chemicals and cleansers such as acetone and lacquer thinners are unnecessary and will permanently damage thermofoil.


Thermofoil is sensitive to long-term heat exposure. Please keep this in mind when designing a kitchen layout. A heat shield is needed to deflect the heat generated by stoves, ovens and small appliances. It is always suggested to use stovetop hoods when cooking to help disperse heat properly.

GLASS RETAINER MOLDING

Doors can be routed for adhesive-type (left) or gasket-type (right) glass installation. Please specify type with your order. Visible MDF core is painted black, almond, or white at an additional cost.



Adhesive-type installation




Gasket-type installation


MULTIPLE PANELS

* Variable double and triple panels can be produced at an additional cost. Please provide detailed drawings when ordering.

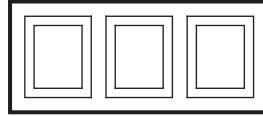
SQUARE



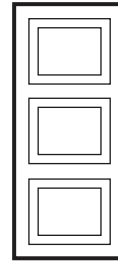
B220



B221*

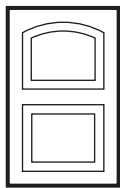


B222




B225*

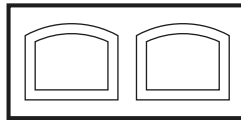
ARCH



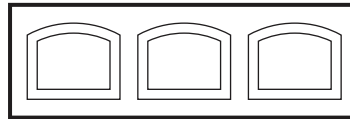
B320



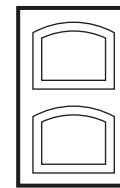
B321*



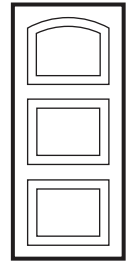
B322



B323

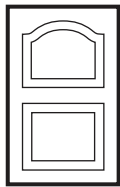


B324




B325*

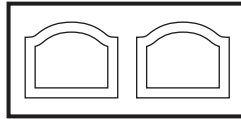
CATHEDRAL



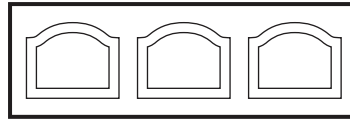
B420



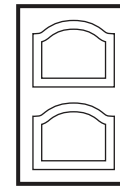
B421*



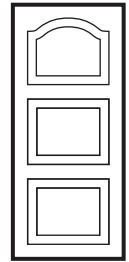
B422



B423




B424




B425*

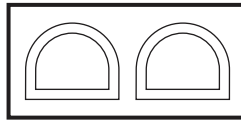
MOON



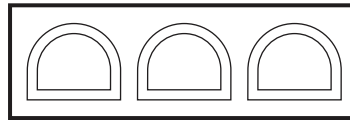
B520



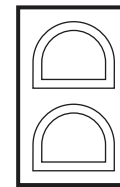
B521*



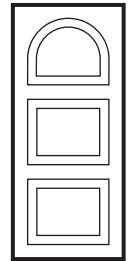
B522



B523

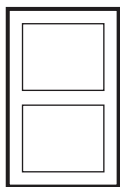


B524




B525*

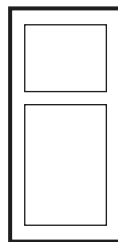
SHAKER



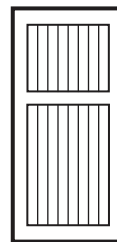
B620



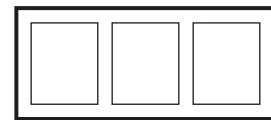
B621



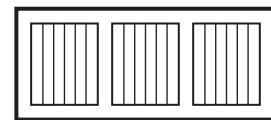
B622*



B623*



B624




B625

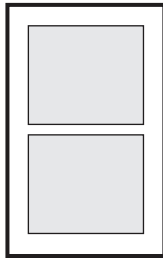
MULLIONS

Doors can be routed to accommodate adhesive-type or gasket-type installation.

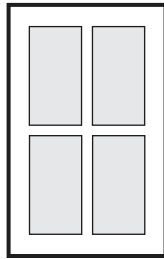
SQUARE



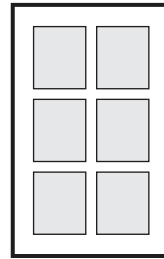
B201
Minimum
8-13/16" x 8-13/16"



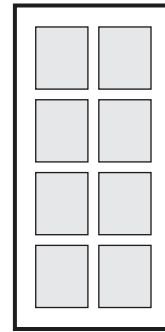
B202
Minimum
8-13/16" x 13-13/16"



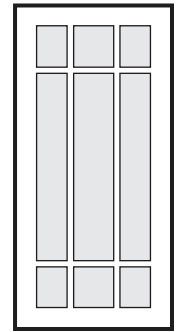
B204
Minimum
13-13/16" x 13-13/16"



B206
Minimum
13-13/16" x 18-13/16"

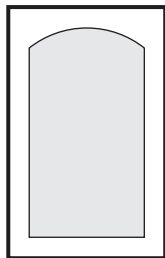


B208
Minimum
13-13/16" x 22-13/16"

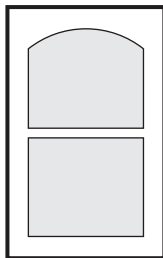


B209
Minimum
22-13/16" x 22-13/16"

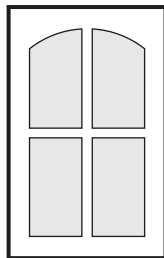
ARCH



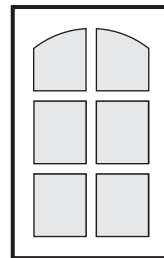
B301
Minimum
8-13/16" x 8-13/16"



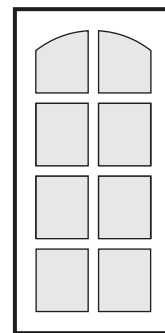
B302
Minimum
8-13/16" x 8-13/16"




B304
Minimum
12" x 14-13/16"




B306
Minimum
12" x 18-13/16"




B308
Minimum
13-13/16" x 22-13/16"




B330
Minimum
13-13/16" x 18-13/16"



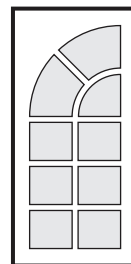
B331



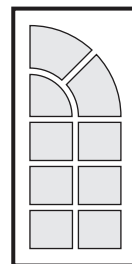
B371
Minimum
13-13/16" x 18-13/16"



B372

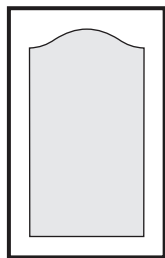


B391
Minimum
13-13/16" x 18-13/16"

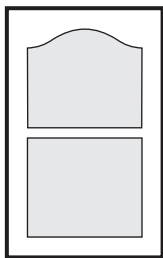


B392

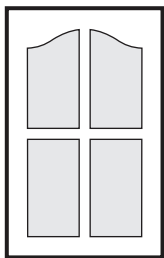
CATHEDRAL



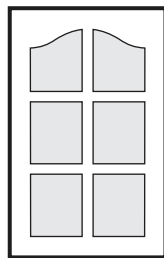
B401
Minimum
8-13/16" x 8-13/16"




B402
Minimum
8-13/16" x 8-13/16"



B404
Minimum
13" x 14-13/16"

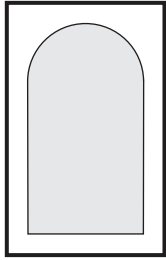


B406
Minimum
13" x 18-13/16"

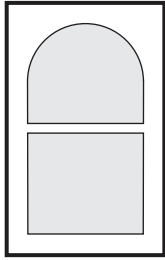


B408
Minimum
13" x 22-13/16"

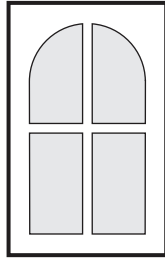
MOON



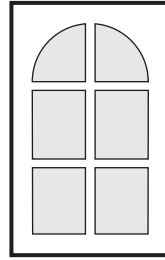
B501
Minimum
8-13/16" x 8-13/16"



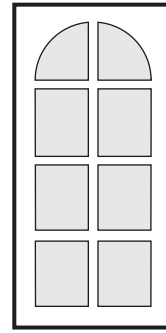
B502
Minimum
8-13/16" x 8-13/16"



B504
Minimum
14" x 14-13/16"

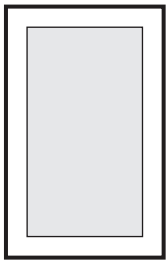


B506
Minimum
14" x 18-13/16"

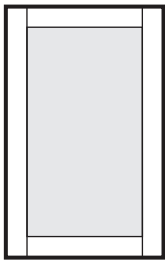


B508
Minimum
14" x 22-13/16"

SHAKER

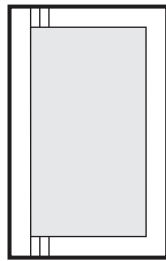


B201
Minimum
7-1/2" x 7-1/2"

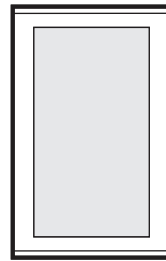


B641
Minimum
7-1/2" x 7-1/2"

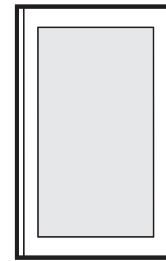
CONTEMPORARY



B115
Minimum
7-1/2" x 7-1/2"



B141
Radius Top/Bottom
Minimum
7-1/2" x 7-1/2"




B151
Radius Left/Right
Minimum
7-1/2" x 7-1/2"

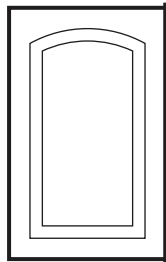
LAZY SUSANS



B105
Slab

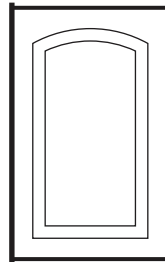


B230
Square

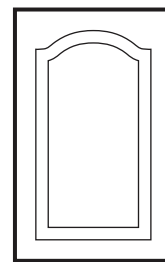


B330

ARCH

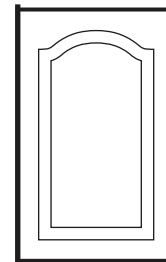


B331




B430

CATHEDRAL




B431




B530

MOON




B531




B630

SHAKER




B631



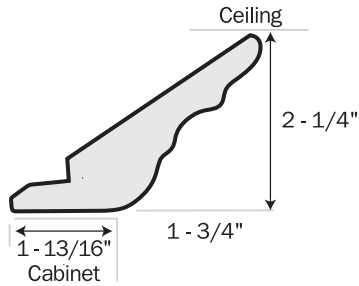
B632

SHAKER

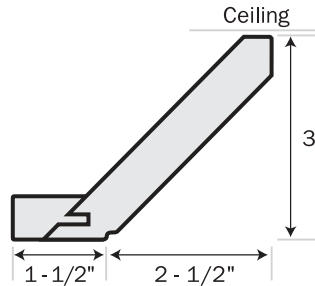


B633

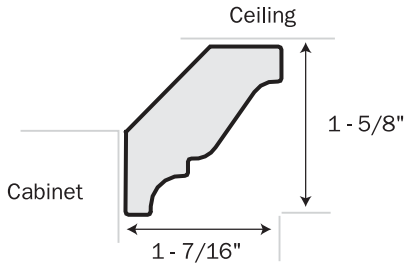
CROWN MOLDINGS



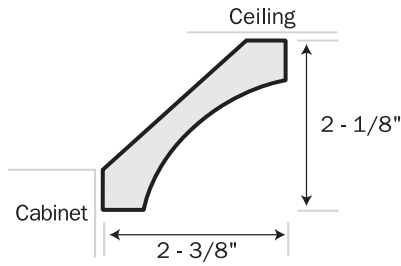
A112
Top Mount



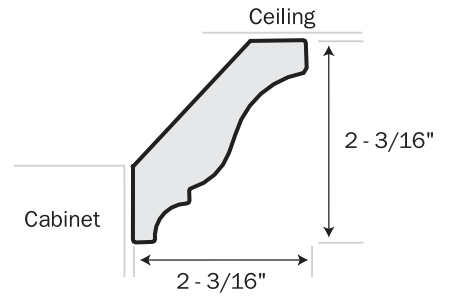
A130
Top Mount



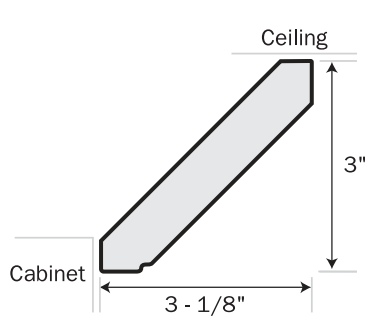
A102
Face Mount



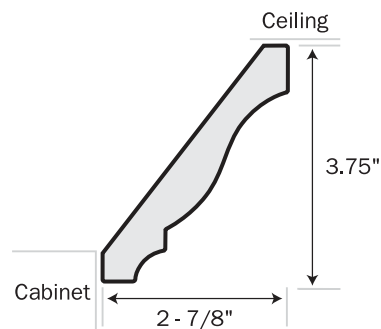
A114
Face Mount



A101
Face Mount



A140
Face Mount

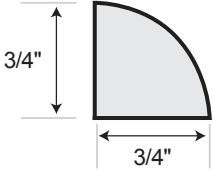


A141
Face Mount

ATTENTION:

Drawings contained on these pages are not to scale. They are for reference only.
Contact us at 586.468.4765 for samples of actual products.

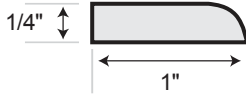
BASE MOLDING/ACCESSORIES



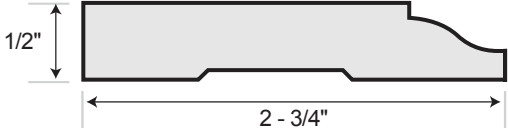
A104
Shoe Molding




A103
Base/Scribe



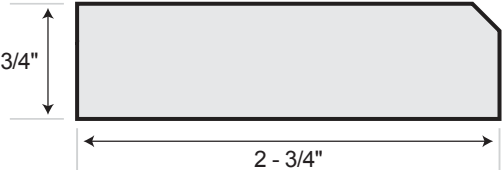
A151
Base/Scribe




A122
Base Molding



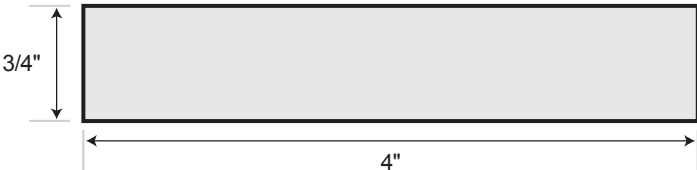
A123
Base Molding



A115
Base/Scribe



A294
Base Molding



A494
Base Molding



B100
Slab Molding

Slab trim pieces can be ordered using the B100 code. Pick one outside profile for all edges or choose multiple outside profiles on different edges.

VALANCES



B028
Single Arch Valance



B029
Double Arch Valance

When ordering, specify outside edge detail and chord height.



WINE RACKS



18" long – space for 4 bottles
24" long – space for 6 bottles
30" long – space for 7 bottles

Please order by set (set = 2 pieces) or each.
Custom sizes available, please specify length or drawing.

FLUTES



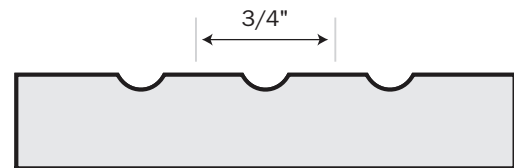
B160

3" wide to 94" in length

4" wide to 94" in length

Also available in custom sizes

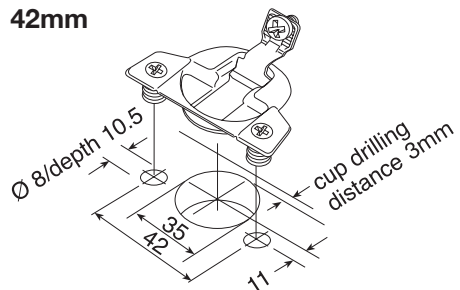
Note: rosettes can be ordered individually – 3" x 3"
All flutes start and stop 2" from each end and are 3/4" on center.



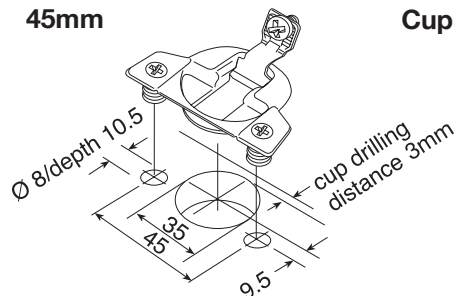
DRILLING

Installation Measurements

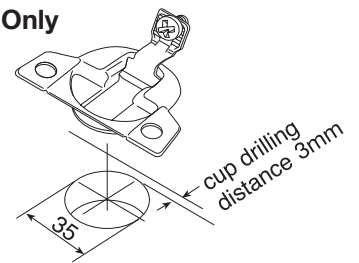
42mm



45mm



Cup Hole Only



Doors will be drilled 3" from the top and bottom to the center of the 35mm hole. Doors over 40" in length will be drilled for 3 holes. When ordering arch, cathedral or moon styles, please specify right or left hand drilling. Special drilling is available, please send a detailed drawing.