































Stock (S) or Non-Stock (N) if Non-Stock, Call for Availability	Price Category	Color	JBC Color Name	TFL Likeness								HPL Likeness						JBC Product Line Availability						
				Arauco	Egger	Funder	Panolam	Roseberg	Stevens	Tafisa	Uniboard	Arborite	Formica	Nevamar	Pionite	Tafisa	Wilsonart	Benchmark (3DL)	Craftsman (SPC DLV)	Artisan (SPC TFL)	Endurance (TOPS)			
				Matching Back	Complimentary Back	Automatic Match Back	Automatic Match Back	White or Black Back																
S	4		Abiqua Pine	WF459																•				
S	4		After Hours							M2010(Y)						T2010(VA)				•	4459	590/390/190	•	
N			Aliso										L03								4459/4741	590/390/100		
N			Alno										L05								4459/4741	590/390/100		
S	6		Aluminum	AF210			A60	514			L474	961			PFA60					•				
S	1		Antique White	SF210			S463	109								1572-60			•				•	
S	4		Apres Ski								M2015(Y)					T2015(VA)				•	4459	590/390/100	•	
N	4		Arabesque																				•	
S	2		Ashen	SF232																•			•	
N	4		Benham Pine	WF460																	•			
N	5		Bergen Ash	WF450																	•	4459		
N	6		Calacutta Warm																				•	
S	1		Camp White				S557									1573				•			•	
N	3		Canadian Gray								168	5406	9242-58	S6023		D92-60					•			
N	6		Carrara																				•	
S	4		Casting at First Light									M2007(Y)				T2007(VA)				•	4459	590/390/100		
S	3		Celadon	SF251																	•	4459/4741		
S	4		Chameleon								L584(K)					T584(KA)					•	Alpha/Beta	•	
S	3		Charcoal SM	SF237											912-58						•			
S	3		Chocolate Pear	WF228	H1959	4363	W340	663		L444	E19					T444				•				
S	3		Cocoa Cherry			4213		706		L807	207					T807					•		•	
S	3		Cognac	WF101	H1958	4388	W336	665		L420	263			HP336	T420						•			
S	3		Dark Chocolate							L494						T494					•			
S	3		Desert Glow	WF100						L421	262					T421						•	•	

Stock (S) or Non-Stock (N) if Non-Stock, Call for Availability	Price Category	Color	JBC Color Name	Arauco	Egger	Funder	Panolam	Roseberg	Stevens	Tafisa	Uniboard	Arborite	Formica	Nevamar	Pionite	Tafisa	Wilsonart	Benchmark (3DL)	Craftsman (SPC DLV)	Artisan (SPC TFL)	Endurance (TOPS)
S	4		Diva	WF375													4996-38	•			•
N	3		Duke	SF250															•		
N			Equinox								K32		OUK32							4459	
S	4		Fashionista							L582(K)						T582(KA)		•	Alpha/Beta		•
S	4		First Class							L583(K)						T583(KA)		•	Alpha/Beta		•
S	4		Free Spirit							L580(K)						L580(KA)		•	Alpha/Beta/Gamma		•
S	1		Frosty White			4971		11		L080							1573-60	•	4459TX/4741TX		•
N	3		Gauntlet Grey	SF240												HP565		•			
S	2		Glacier White				SF411			L100	555			57024T				•			•
S	3		Hardrock Maple	WF275	H1815	4610	W290	352		L303						WM791		•			•
S	2		Hudson Noir							M203(B)						T203(BV)		•			•
S	2		Jet Black	BLK100	U999	107	S405	06		L203	888		909-42					•			•
S	5		Karuna Ash	WF452														•	4459		•
N	4		Koosah Pine	WF461														•			•
S	3		Latitude North							L530	H56					T530		•	•		•
N	5		Luna Quartz																		•
S	4		Merapi	WF396														•			•
N	5		Mercury Noir																		•
S	1		Milano	WF344					W83	L543	H66						7964	•			•
S	3		Milk Chocolate							L493						T493		•			•
S	3		Moonlight							L761						T761		•			
S	3		Morning Dew							L763	802					T763		•			•
S			Morning Fog						596												590/390/100
S	3		Mysterious	SF247														•	4459/4741		
N	4		Narvik Ash	WF451														•			•
N			Nizza								K13		OUK13					•	4459		

Stock (S) or Non-Stock (N) if Non-Stock, Call for Availability	Price Category	Color	JBC Color Name	Arauco	Egger	Funder	Panolam	Roseberg	Stevens	Tafisa	Uniboard	Arborite	Formica	Nevamar	Pionite	Tafisa	Wilsonart	Benchmark (3DU)	Craftsman (SPC DLV)	Artisan (SPC TFL)	Endurance (TOPS)
S	2		Northern Gray	SF208		4955	S548	108		L202	805		927-58	S6037T	S6241	T202		•			•
S	3		Pelee Island Pear	WF467														•			•
N	5		Persian Gray																		•
S	4		Presten Ash															•			
S	2		Rain Cloud							L760							V-D92-60	•			•
S	4		Rhapsody							L585(K)							T585(KA)	•	Alpha/Beta/Gamma	590/390/100	•
S	4		River Rock							L538							T538	•	4459		•
S	3		Rogue Valley Pear	WF466														•			•
N	2		Roja	SF258														•			
S	5		Sarek Ash	WF449														•			•
S	5		Serica Black	BLK Velvet						PM203									4459/4741		
N	3		Shark Gray																		•
S	4		Sheer Beauty							L581(K)							L581(KA)	•	Alpha/Beta	590/390/100	•
S	3		Sienna	SF230													D91-60	•			
S	2		Snow	W555						L175	113		949-58	S7024T				•			•
S	2		Soft Ivory							L204	810			S2085T			T204	•	4459/4741		•
N	2		Solid Opti Gray	SF213			S551	22		L201	168							•			•
S	5		Southwester							L535(A)							T535(AT)	•			•
S	3		Summer Bliss							L540							T540	•	4459		•
S	4		Sunday Brunch							M2005(Y)							T2005(VA)	•		590/390/100	•
S	4		Sunset Cruise							M2002(Y)							T2002(VA)	•		590/390/100	•
S	4		Tea for Two							M2006(Y)							T2006(VA)	•		590/390/100	•
S	5		Toasted Oak	WF447														•			•
S	3		Verde	SF257									8793-58					•			
S			Vintage								H66							•	4459		
S	4		Wallowa Pine	WF462														•			

Stock (S) or Non-Stock (N) if Non-Stock, Call for Availability	Price Category	Color	JBC Color Name	Arauco	Egger	Funder	Panolam	Roseberg	Stevens	Tafisa	Uniboard	Arborite	Formica	Nevamar	Pionite	Tafisa	Wilsonart	Benchmark (3DU)	Craftsman (5PC DLV)	Artisan (5PC TFL)	Endurance (TOPS)
S	4		Weekend Getaway							M2003(Y)						T2003(VA)		•	4459/4741	590/390/100	•
S	1		White	W100		4941		120			113		459		SW836		D354	•			•
S	3		White Chocolate							L492						T492		•	4459/4741		•
S	7		White Gloss															•			
S	3		White Velvet	W100 Velvet Texture									459				D354-60	•	4459/4741		
S	2		White Woodgrain							L175 BRAVA WHITE					SW811 w/Z Finish			•	4459		•
S	3		Willow	SF255							802	S431	464		SG208		1500	•	4459/4741		
S	4		Winter Fun							M2004(Y)						T2004(VA)		•	4459/4741	590/390/100	•